



Application Note AN-NIR-044

Quality Control of Palm Oil

Environmentally friendly determination of FFA content, iodine value, moisture, DOBI, and carotene content

Determination of key quality parameters of palm oil, namely free fatty acids (FFA), iodine value (IV), moisture content, deterioration of bleachability index (DOBI), and carotene require the use of several different analytical methods, which are laborious and can lack in accuracy.

This application note demonstrates that the XDS

RapidLiquid Analyzer operating in the visible and near infrared spectral region (Vis-NIR) provides a **cost-efficient and fast solution** for the determination of these quality control parameters in palm oil. With **no sample preparation or chemicals needed**, Vis-NIR spectroscopy allows for the analysis of palm oil in **less than a minute** and **can be used by anyone**.

EXPERIMENTAL EQUIPMENT

Palm oil samples (crude palm oil) were measured in transmission mode with a XDS RapidLiquid Analyzer over the full wavelength range (400–2500 nm). Reproducible spectrum acquisition was achieved using the built-in temperature control (at 60 °C) of the XDS RapidLiquid Analyzer. For convenience, disposable vials with a path length of 8 mm were used, which made cleaning of the sample vessels unnecessary. The Metrohm software package Vision Air Complete was used for all data acquisition and prediction model development.



Figure 1. XDS RapidLiquid Analyzer and a palm oil sample present in a 8 mm disposable vial.

Table 1. Hardware and software equipment overview

Equipment	Metrohm number
XDS RapidLiquid Analyzer	2.921.1410
Disposable vials, 8 mm diameter, transmission	6.7402.000
Vision Air 2.0 Complete	6.6072.208

RESULTS

The obtained Vis-NIR spectra (**Figure 2**) were used to create prediction models for quantification of the individual key parameters. The quality of the prediction models was evaluated using correlation

diagrams, which display the correlation between Vis-NIR prediction and primary method values. The respective figures of merit (FOM) display the expected precision of a prediction during routine analysis.

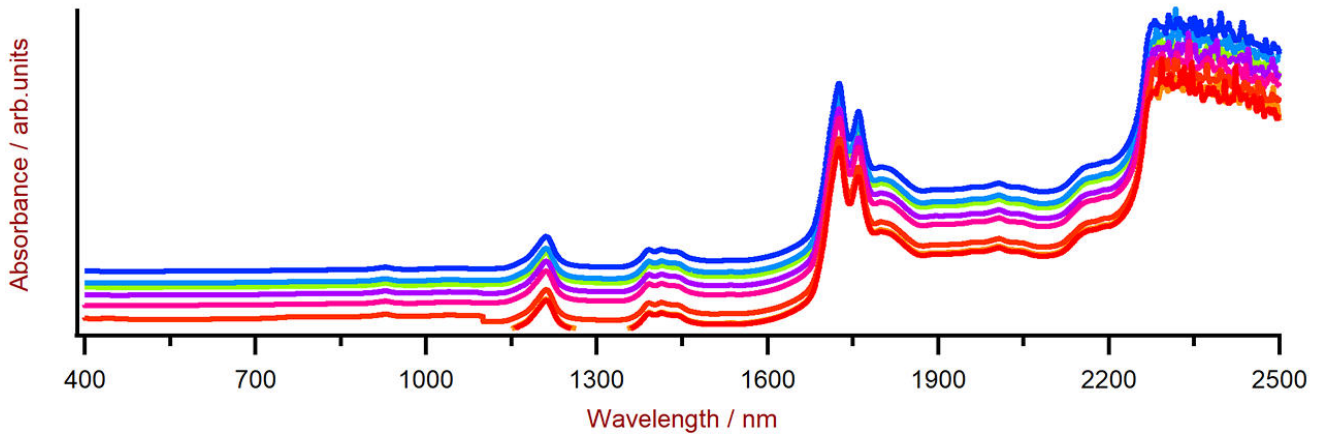


Figure 2. Selection of palm oil Vis-NIR spectra obtained using a XDS RapidLiquid Analyzer and 8 mm disposable vials. For display reasons a spectra offset was applied.

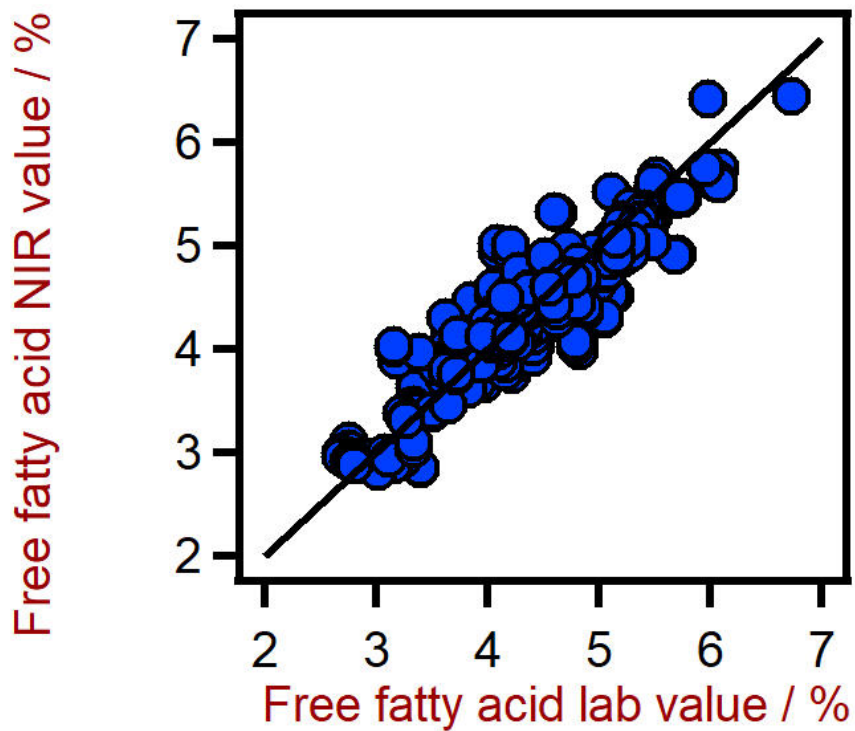


Figure 3. Correlation diagram for the prediction of the result free fatty acid in palm oil using a XDS RapidLiquid Analyzer. The free fatty acid lab value was evaluated using titration.

Table 2. Figures of merit for the prediction of the free fatty acids in palm oil using a XDS RapidLiquid Analyzer.

Figures of merit	Value
R_2	0.835
Standard error of calibration	0.266%
Standard error of cross-validation	0.270%

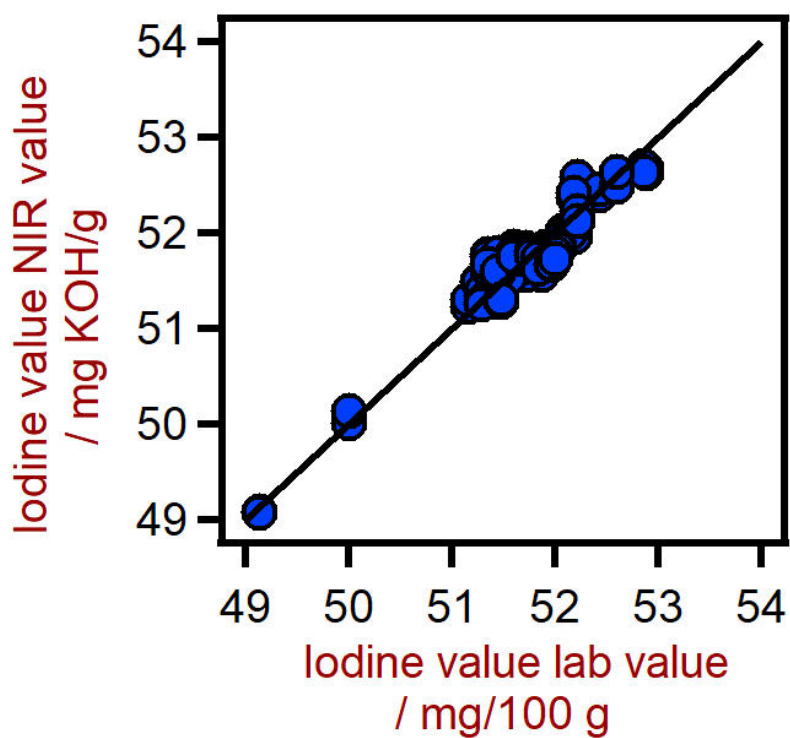


Figure 4. Correlation diagram for the prediction of the iodine value (IV) in palm oil using a XDS RapidLiquid Analyzer. The iodine lab value was evaluated using titration.

Table 3. Figures of merit for the prediction of the iodine value in palm oil using a XDS RapidLiquid Analyzer.

Figures of merit	Value
R_2	0.911
Standard error of calibration	0.184 mg/100 g
Standard error of cross-validation	0.201 mg/100 g

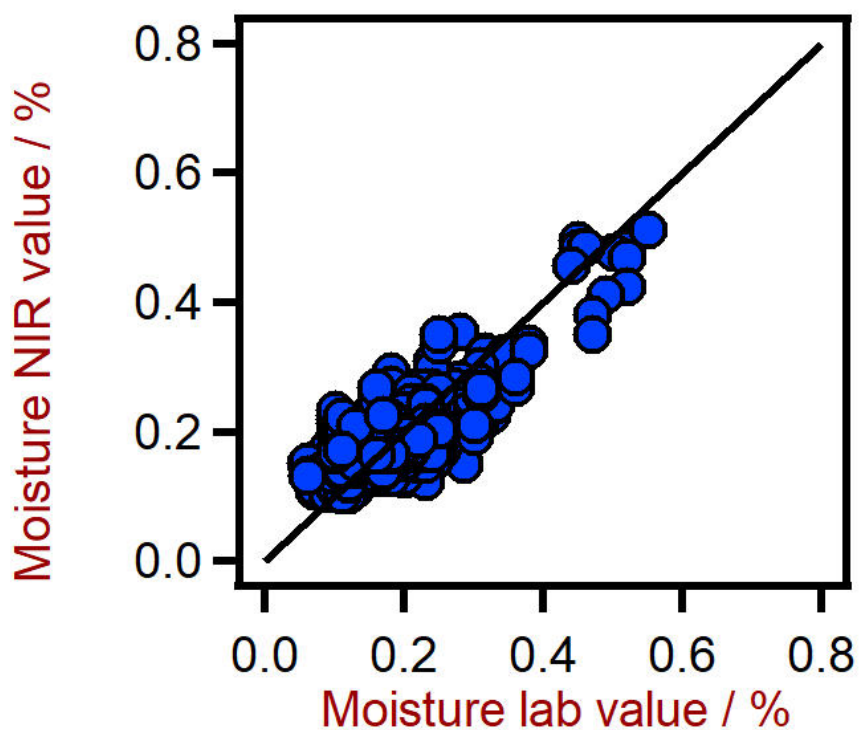


Figure 5. Correlation diagram for the prediction of the moisture content in palm oil using a XDS RapidLiquid Analyzer. The moisture lab value was evaluated using Karl Fischer (KF) titration.

Table 4. Figures of merit for the prediction of the moisture content in palm oil using a XDS RapidLiquid Analyzer.

Figures of merit	Value
R_2	0.638
Standard error of calibration	0.046%
Standard error of cross-validation	0.047%

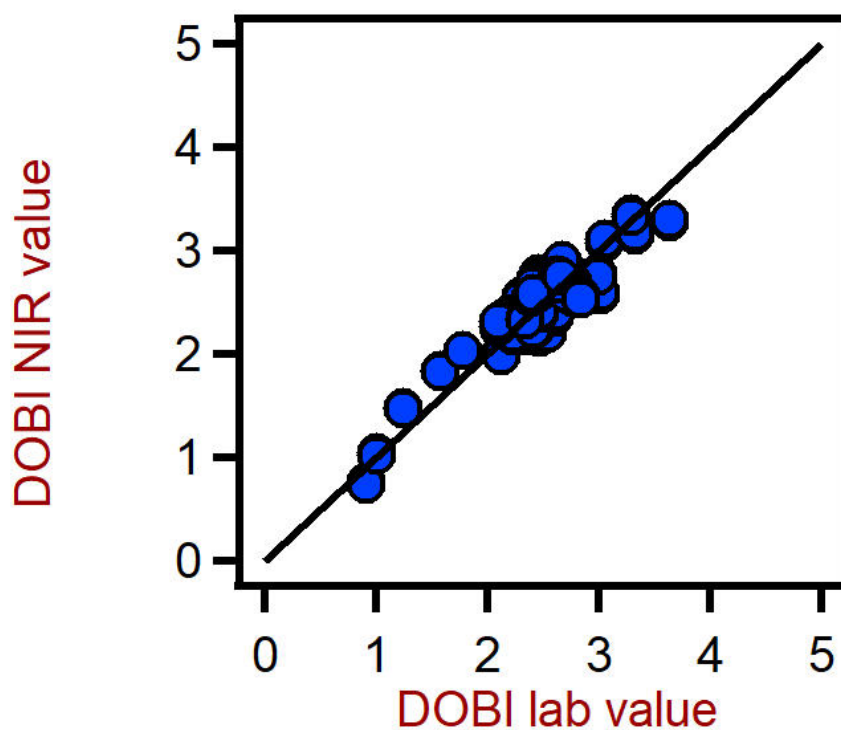


Figure 6. Correlation diagram for the prediction of the deterioration of bleachability index (DOBI) in palm oil using a XDS RapidLiquid Analyzer. The DOBI lab value was evaluated using photometry.

Table 5. Figures of merit for the prediction of the deterioration of bleachability index (DOBI) in palm oil using a XDS RapidLiquid Analyzer.

Figures of merit	Value
R_2	0.842
Standard error of calibration	0.17
Standard error of cross-validation	0.19

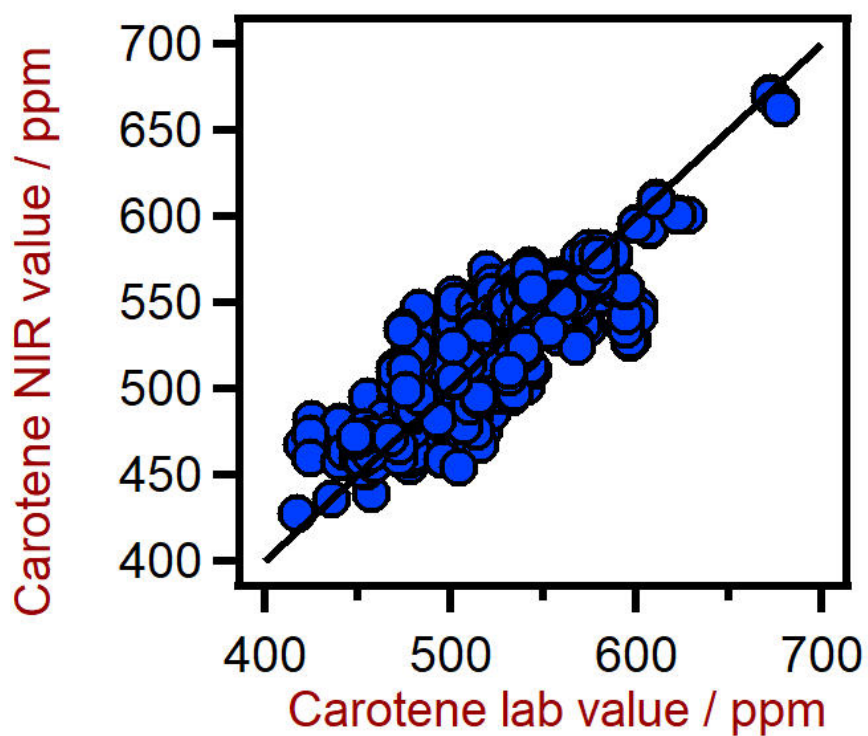


Figure 7. Correlation diagram for the prediction of the carotene content in palm oil using a XDS RapidLiquid Analyzer. The carotene lab value was evaluated using photometry.

Table 6. Figures of merit for the prediction of the carotene content in palm oil using a XDS RapidLiquid Analyzer.

Figures of merit	Value
R_2	0.677
Standard error of calibration	22.9 ppm
Standard error of cross-validation	23.4 ppm

CONCLUSION

This application note demonstrates the feasibility of NIR spectroscopy for the analysis of the FFA content, iodine value, moisture content, DOBI, and carotene

content in palm oil. In comparison to wet chemical methods, **running costs are significantly lower** when using NIR spectroscopy (Table 7 and Figure 8).

Table 7. Comparison of running costs for the determination of the hydroxyl number with titration and NIR spectroscopy.

	Lab method	NIR method
Number of analyses per day	10	10
Cost of operator per hour	\$25	\$25
Costs of consumables and chemicals (FFA, IV, moisture, DOBI, carotene)	\$9	\$1
Time spent per analyses (FFA, IV, moisture, DOBI, carotene)	22 min	1 min
Total running costs per year	\$42,900	\$2,063

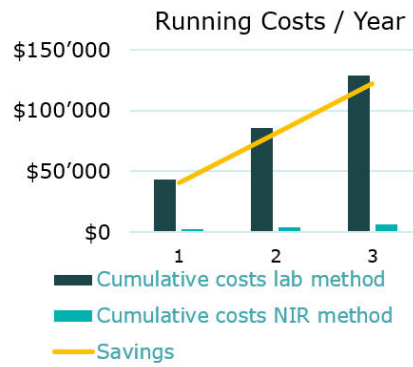



Figure 8. Comparison of the cumulative costs over three years for the determination of key quality parameters in palm oil with titration/photometry and NIR spectroscopy.

CONTACT

Metrohm Inula
Shuttleworthstraße 25
1210 Wien

office@metrohm.at



NIRS XDS RapidLiquid Analyzer

Schnelle, präzise Analysen von Flüssigkeiten und Suspensionen aller Art.

Der NIRS XDS RapidLiquid Analyzer ermöglicht schnelle, präzise Analysen von flüssigen Rezepturen und Substanzen. Präzise Messergebnisse auf Knopfdruck machen den NIRS XDS RapidLiquid Analyzer zu einer ebenso zuverlässigen wie einfachen Lösung für die Qualitätskontrolle in Labor und Prozess. Die Proben werden in mehrfach verwendbaren Quarzküvetten oder Einwegvials aus Glas vorgelegt; eine temperierte Probenkammer sorgt für reproduzierbare Analysenbedingungen und somit für genaue Messergebnisse.



Vision Air 2.0 Complete Vision Air - Universelle Spektroskopie Software.

Vision Air Complete ist eine moderne und einfach zu bedienende Softwarelösung für den Einsatz im regulierten Umfeld.

Die Vorteile von Vision Air im Überblick:

- Individuelle Softwareanwendungen mit angepassten Nutzeroberflächen gewährleisten eine intuitive und einfache Bedienung
- Einfache Erstellung und Wartung von Arbeitsvorschriften
- SQL Datenbank für ein sicheres und einfaches Datenmanagement

Die Version Vision Air Complete (66072208) beinhaltet alle Anwendungen für die Qualitätssicherung mittels Vis-NIR Spektroskopie:

- Anwendung für das Instrumenten- und Datenmanagement
- Anwendung für die Methodenentwicklung
- Anwendung für die Routineanalyse

Weitere Vision Air Complete Lösungen:

- 66072207 (Vision Air Network Complete)
- 66072209 (Vision Air Pharma Complete)
- 66072210 (Vision Air Pharma Network Complete)